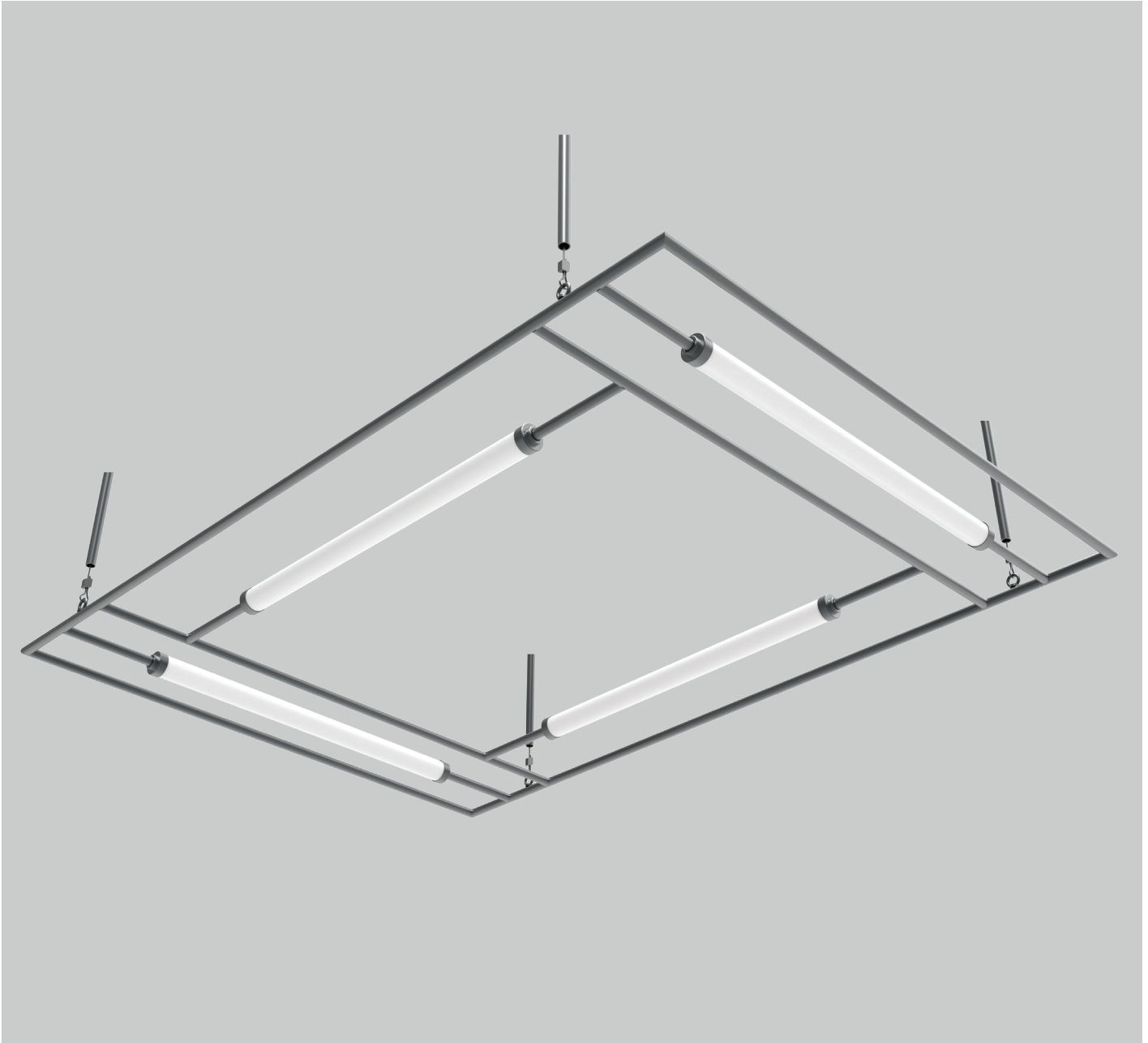


KING SIZE SYSTEM 2



Lighting system with PMMA tube shades. Top quality SMD LED module with colour consistency MacAdams ≤ 3 , extensive portfolio of lumen ranges, CCTs and spectra. Variety of drivers: standard EVG on/off, DALI and wireless controlled as MasterConnect or Casambi on request. Remote, wireless occupancy & daylight sensor available to allow significant energy savings and wireless connectivity. Mounting on any type of ceiling. Body is made of aluminium, steel and PMMA tubes. Standard colour RAL 9003S, any other colour from basic RAL range available at no extra cost. Variety of lumen outputs and drivers allows to use this luminaire in different types of lighting projects. Size and shape of King Size System can be made to measure.

Luminous flux & Luminaire Power tolerance up to 10%. System power consumption depends on components used. Luminous efficacy depends on type of LED's, electronics, optics and diffusor. The most up to date technical parameters can be found on our website and in database of LDT files.

Lighting direction:



PDF datasheet:



KING SIZE SYSTEM 2

| | |
|-------------------------------------|---|
| Mounting: | Suspended |
| Body material: | Steel and aluminium |
| Colour: | Standard white RAL 9003S, other RAL colours on request |
| Lumen output: | Standard up to 26.400 lm, any other on request |
| LED module: | Signify (Philips), Tridonic or equivalent SMD LED module |
| Colour temperature: | 3000/4000K/2700-6500K TW, other on request |
| Colour Rendering: | CRI>80 in standard, other on request |
| Driver: | EVG on-off/DALI/TW DT8/MC (MasterConnect)/Casambi, other on request |
| Wireless control: | Philips MasterConnect / Casambi, other on request |
| Daylight/Occupancy sensor: | Wireless MCS sensor |
| Emergency unit: | On request |
| Operating temperature range: | 0°C ... +35°C |
| IP Class: | IP20 in standard |
| Power: | 220-240V 50/60Hz |
| Lighting direction: | Direct, direct / indirect lighting |
| Light distribution: | Symmetric |
| Diffuser: | PMMA acrylic tube |
| Beam angle: | All types available in our LDT file database |
| Warranty: | 5 Years standard warranty |

KING SIZE SYSTEM2 DN suspended, light down

KING SIZE SYSTEM2 UP_DN suspended, light up and down

All current index numbers, lumen outputs, power consumption and many other technical information are available in our 2024 pricelist. Details on wireless lighting control systems on page number 896.



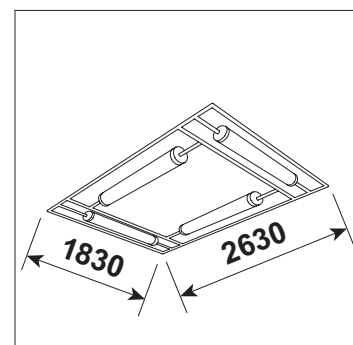
Energy saving MasterConnect wireless lighting control system with daylight and movement detection technology on request.



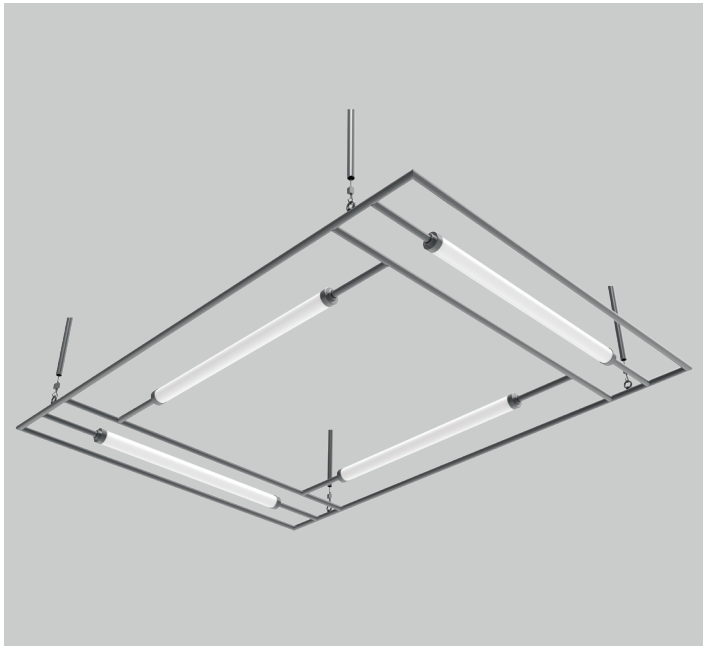
MCS wireless daylight&occ sensor



XCS wireless switch



Basic dimensions



KING SIZE SYSTEM 2

| Product code | Product name | Gross Lumen [lm] | Nett Lumen [lm] | Power [W] | Efficacy [lm/W] | Colour temperature [K] | Optics | Length [mm] | Width [mm] | Height [mm] | Nett Weight [kg] |
|--|--|------------------|-----------------|-----------|-----------------|------------------------|-------------|-------------|------------|-------------|------------------|
| Suspended lighting system with direct light only | | | | | | | | | | | |
| 50.00150.83.E.ACT | KING SIZE SYSTEM 2 DN 17600lm / 830 / E / ACT | 17600 | 12320 | 104 | 118 | 3000 | Symmetrical | 2630 | 1830 | 80 | 40 |
| 50.00150.84.E.ACT | KING SIZE SYSTEM 2 DN 17600lm / 840 / E / ACT | 17600 | 12320 | 104 | 118 | 4000 | Symmetrical | 2630 | 1830 | 80 | 40 |
| Suspended lighting system with direct / indirect light | | | | | | | | | | | |
| 50.00151.83.E.ACT | KING SIZE SYSTEM 2 UP/DN 35200lm / 830 / E / ACT | 35200 | 24640 | 208 | 118 | 3000 | Symmetrical | 2630 | 1830 | 80 | 43 |
| 50.00151.84.E.ACT | KING SIZE SYSTEM 2 UP/DN 35200lm / 840 / E / ACT | 35200 | 24640 | 208 | 118 | 4000 | Symmetrical | 2630 | 1830 | 80 | 43 |